

GARDEN STEP DETAILS

PAGE #

MODERN GARDEN STEPS

MODERN GARDEN STEP - GENERAL DETAILS	2
MODERN GARDEN STEP DETAILS	3
MODERN GARDEN STEP RISER BLOCK DETAILS	4

CLASSIC GARDEN STEPS

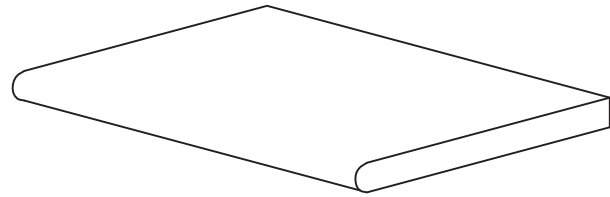
CLASSIC GARDEN STEP - GENERAL DETAILS	5
CLASSIC GARDEN STEP DETAILS	6
CLASSIC GARDEN STEP OUTSIDE RADIUS	7
CLASSIC GARDEN STEP INSIDE RADIUS	8
CLASSIC GROOVED STEP - GENERAL DETAILS	9

SONORASTONE® GARDEN STEPS

SONORASTONE® GARDEN STEP - GENERAL DETAILS	10
SONORASTONE® GARDEN STEP DETAILS	11
SONORASTONE® GARDEN STEP RADIUS PIECE DETAILS	12
SONORASTONE® GARDEN STEP OUTSIDE RADIUS	13

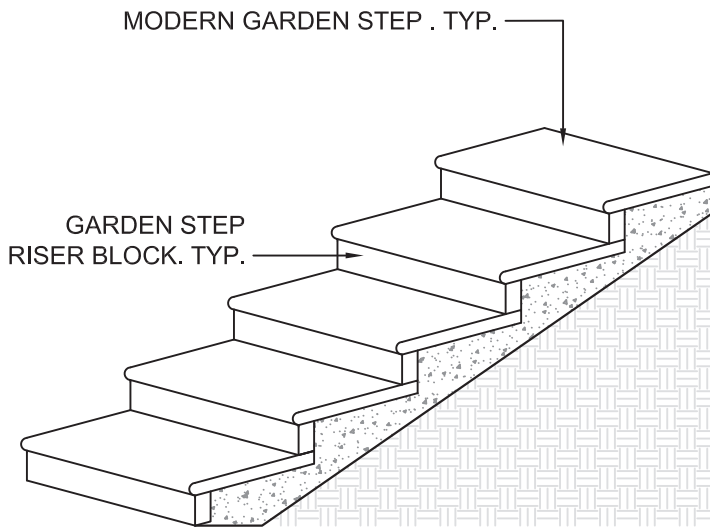
SQUARE MODULAR GARDEN STEPS

SQUARE MODULAR GARDEN STEP - STRAIGHT DETAILS	14-15
SQUARE MODULAR GARDEN STEP - CORNER DETAIL	16

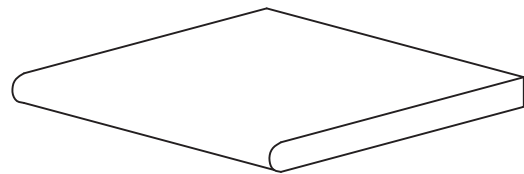


24" STRAIGHT

**BULLNOSE: 1 SIDE
THICKNESS: 2"
SIZE: 18" x 24"**

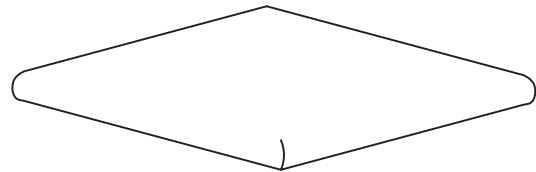


ISOMETRIC VIEW



18" STRAIGHT

**BULLNOSE: 1 SIDE
THICKNESS: 2"
SIZE: 18" x 18"**

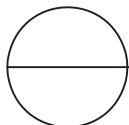


CORNER

**BULLNOSE: 2 SIDES
THICKNESS: 2"
SIZE: 18" x 18"
JOINS W/ STRAIGHT
PIECES TO FORM
OUTSIDE CORNERS.**

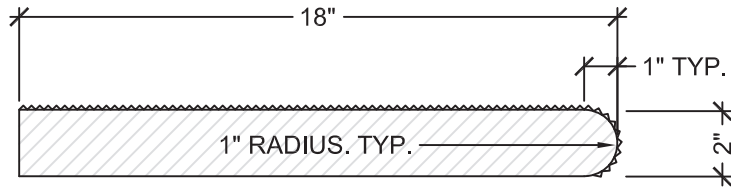
NOTES:

1. PRECAST UNITS ARE INDIVIDUALLY HAND CAST. LENGTHS ARE APPROXIMATE. SOME VARIATIONS ARE EXPECTED.
2. INSTALLATION TO BE COMPLETED IN ACCORDANCE WITH GENERALLY ACCEPTED MASONRY PRACTICE.
3. SANDBLAST FINISH ON TOP AND NOSE.
4. PRECAST UNITS MAY BE CUT TO FIT FIELD CONDITIONS.

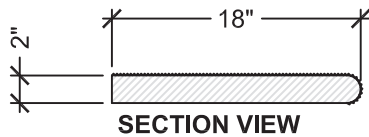


MODERN GARDEN STEP - GENERAL DETAILS

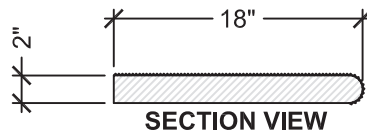
SCALE: N.T.S.



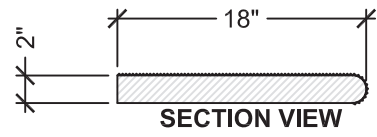
SECTION



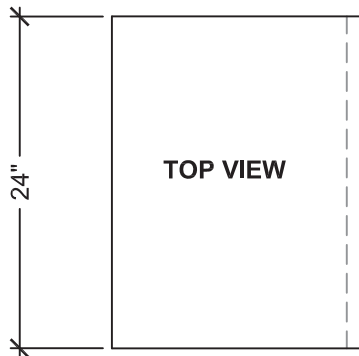
SECTION VIEW



SECTION VIEW



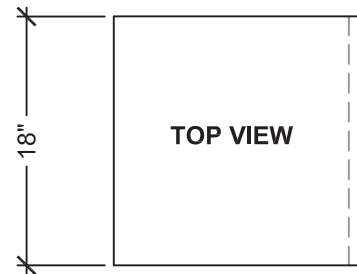
SECTION VIEW



TOP VIEW

24" STRAIGHT

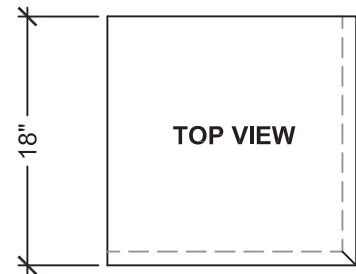
BULLNOSE: 1 SIDE
THICKNESS: 2"
SIZE: 18" x 24"



TOP VIEW

18" STRAIGHT

BULLNOSE: 1 SIDE
THICKNESS: 2"
SIZE: 18" x 18"



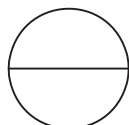
TOP VIEW

CORNER

BULLNOSE: 2 SIDES
THICKNESS: 2"
SIZE: 18" x 18"
JOINS W/ STRAIGHT
PIECES TO FORM
OUTSIDE CORNERS.

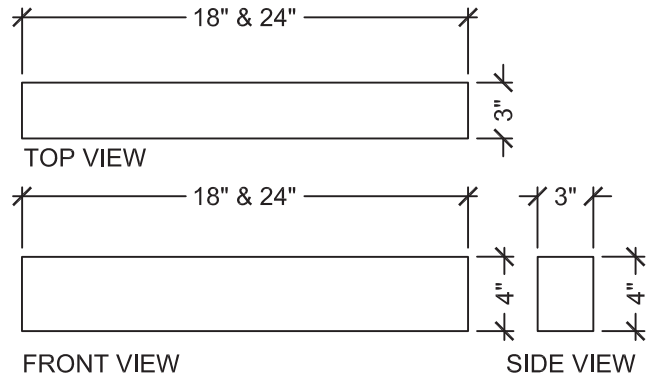
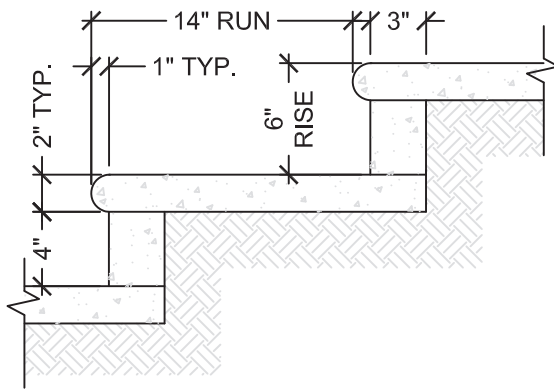
NOTES:

1. PRECAST UNITS ARE INDIVIDUALLY HAND CAST. LENGTHS ARE APPROXIMATE. SOME VARIATIONS ARE EXPECTED.
2. INSTALLATION TO BE COMPLETED IN ACCORDANCE WITH GENERALLY ACCEPTED MASONRY PRACTICE.
3. SANDBLAST FINISH ON TOP AND NOSE.
4. PRECAST UNITS MAY BE CUT TO FIT FIELD CONDITIONS.

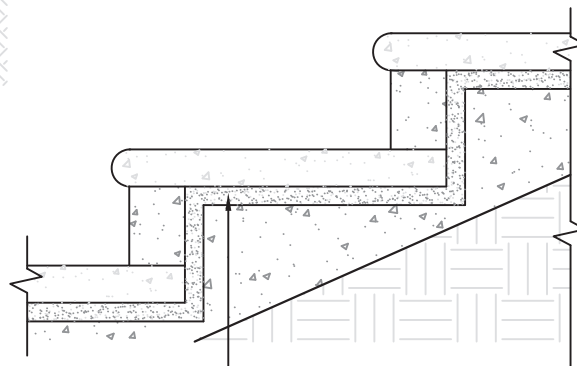
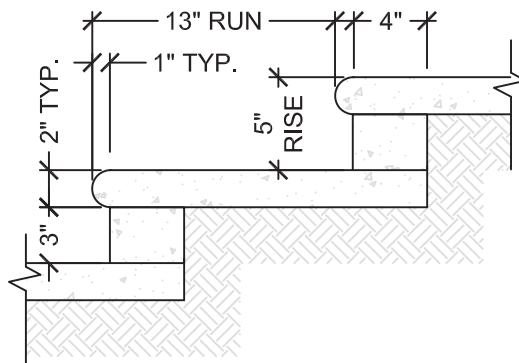


MODERN GARDEN STEP DETAILS

SCALE: N.T.S.



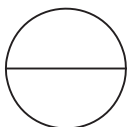
GARDEN STEP RISER BLOCK



INSTALLED W/ MORTAR ON CONCRETE.

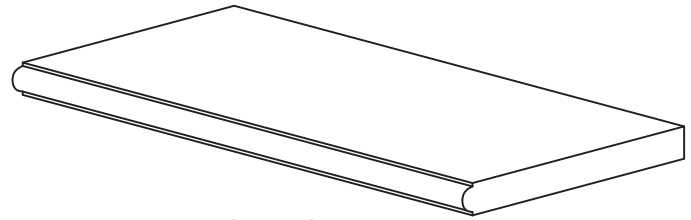
NOTES:

1. PRECAST UNITS ARE INDIVIDUALLY HAND CAST. LENGTHS ARE APPROXIMATE. SOME VARIATIONS ARE EXPECTED.
2. INSTALLATION TO BE COMPLETED IN ACCORDANCE WITH GENERALLY ACCEPTED MASONRY PRACTICE.
3. SANDBLAST FINISH ON TOP AND NOSE.
4. PRECAST UNITS MAY BE CUT TO FIT FIELD CONDITIONS.



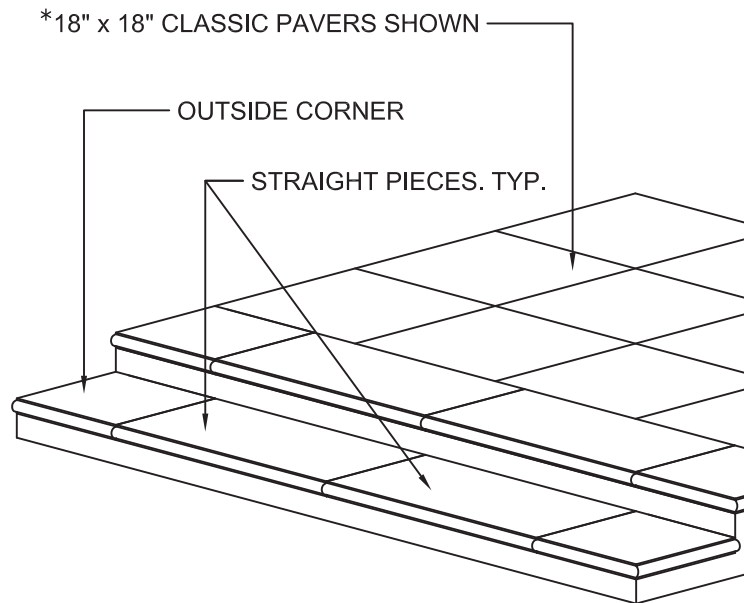
MODERN GARDEN STEP RISER BLOCK DETAILS

SCALE: N.T.S.

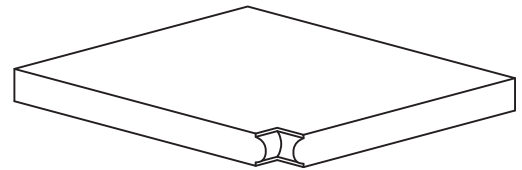


STRAIGHT

BULLNOSE: 1 SIDE
THICKNESS: 2-1/2"
SIZE: 14" x 24"

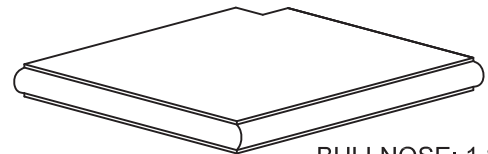


ISOMETRIC VIEW



INSIDE CORNER

BULLNOSE: 1 SIDE
THICKNESS: 2-1/2"
SIZE: 16" x 16"
JOINS W/ STRAIGHT
PIECES TO FORM
INSIDE CORNERS.

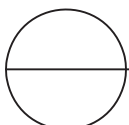


OUTSIDE CORNER

BULLNOSE: 1 SIDE
THICKNESS: 2-1/2"
SIZE: 16" x 16"
JOINS W/ STRAIGHT
PIECES TO FORM
OUTSIDE CORNERS.

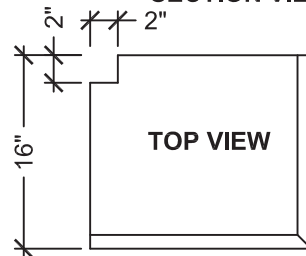

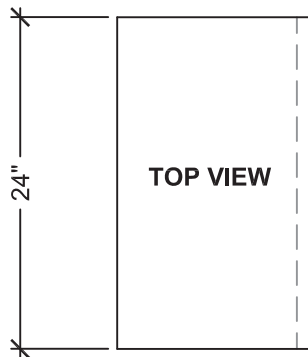
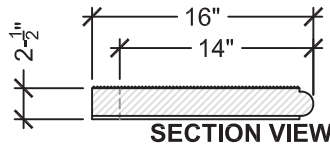
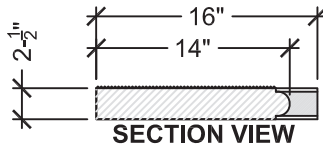
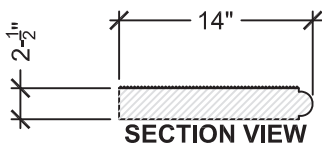
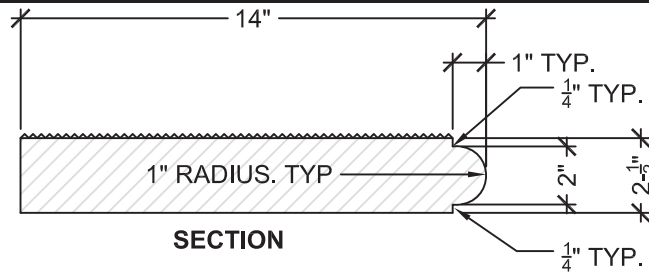
NOTES:

1. PRECAST UNITS ARE INDIVIDUALLY HAND CAST. LENGTHS ARE APPROXIMATE. SOME VARIATIONS ARE EXPECTED.
2. INSTALLATION TO BE COMPLETED IN ACCORDANCE WITH GENERALLY ACCEPTED MASONRY PRACTICE.
3. STIPPLE FINISH ON TOP WITH SMOOTH BULLNOSE. SANDBLAST FINISH AVAILABLE.
4. PRECAST UNITS MAY BE CUT TO FIT FIELD CONDITIONS.
- *5. PAVER THICKNESS VARIES BY PAVER SIZE.



CLASSIC GARDEN STEP - GENERAL DETAILS

SCALE: N.T.S.



STRAIGHT

BULLNOSE: 1 SIDE
THICKNESS: 2- $\frac{1}{2}$ "
SIZE: 14" x 24"

INSIDE CORNER

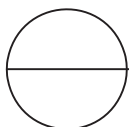
BULLNOSE: 2 SIDE
THICKNESS: 2- $\frac{1}{2}$ "
SIZE: 16" x 16"
JOINS W/ STRAIGHT
PIECES TO FORM
INSIDE CORNERS.

OUTSIDE CORNER

BULLNOSE: 2 SIDE
THICKNESS: 2- $\frac{1}{2}$ "
SIZE: 16" x 16"
JOINS W/ STRAIGHT
PIECES TO FORM
OUTSIDE CORNERS.

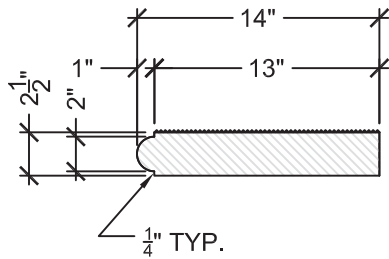
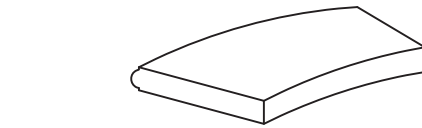
NOTES:

1. PRECAST UNITS ARE INDIVIDUALLY HAND CAST. LENGTHS ARE APPROXIMATE. SOME VARIATIONS ARE EXPECTED.
2. INSTALLATION TO BE COMPLETED IN ACCORDANCE WITH GENERALLY ACCEPTED MASONRY PRACTICE.
3. STIPPLE FINISH ON TOP WITH SMOOTH BULLNOSE. SANDBLAST FINISH AVAILABLE.
4. PRECAST UNITS MAY BE CUT TO FIT FIELD CONDITIONS.

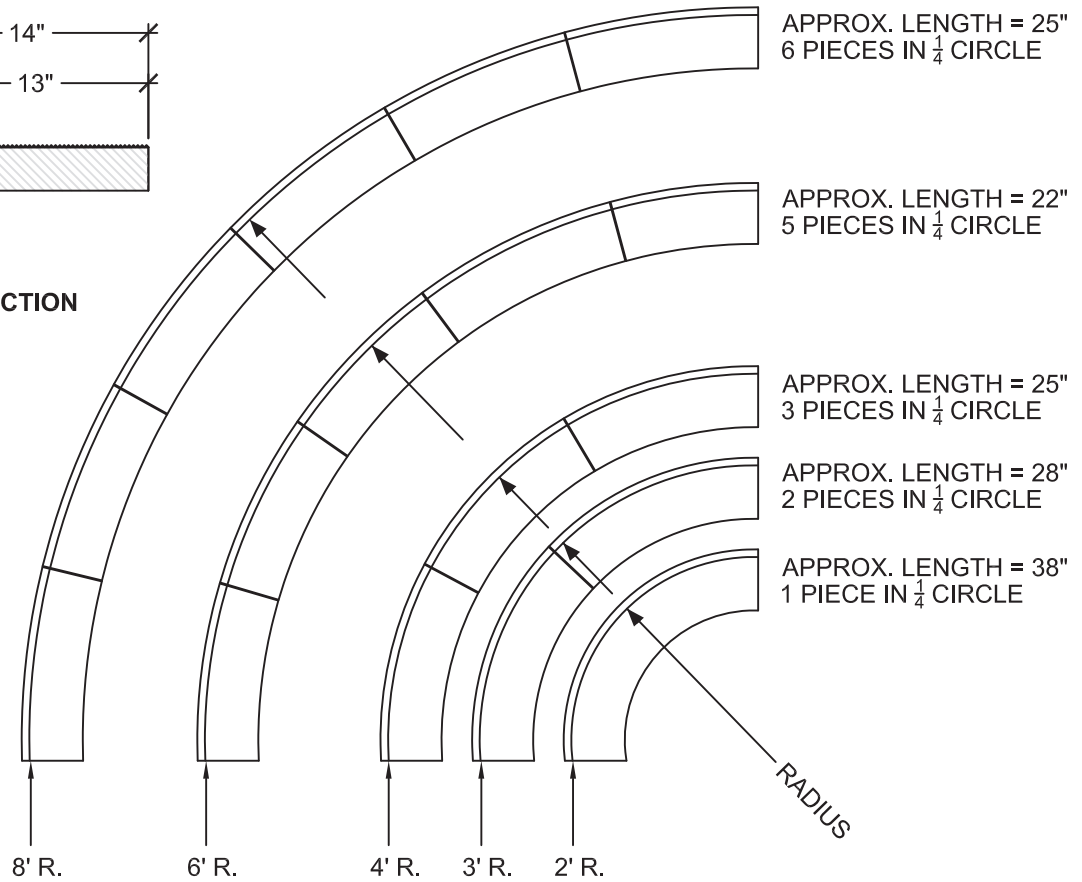


CLASSIC GARDEN STEP DETAILS

SCALE: N.T.S.

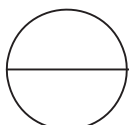


SECTION



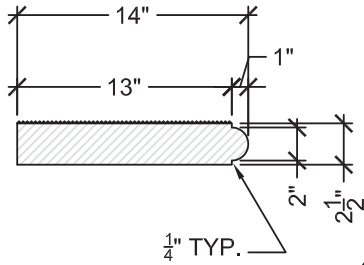
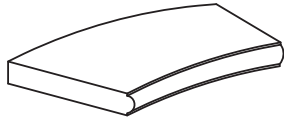
NOTES:

1. PRECAST UNITS ARE INDIVIDUALLY HAND CAST. LENGTHS ARE APPROXIMATE. SOME VARIATIONS ARE EXPECTED.
2. INSTALLATION TO BE COMPLETED IN ACCORDANCE WITH GENERALLY ACCEPTED MASONRY PRACTICE.
3. STIPPLE FINISH ON TOP WITH SMOOTH BULLNOSE. SANDBLAST FINISH AVAILABLE.
4. PRECAST UNITS MAY BE CUT TO FIT FIELD CONDITIONS.

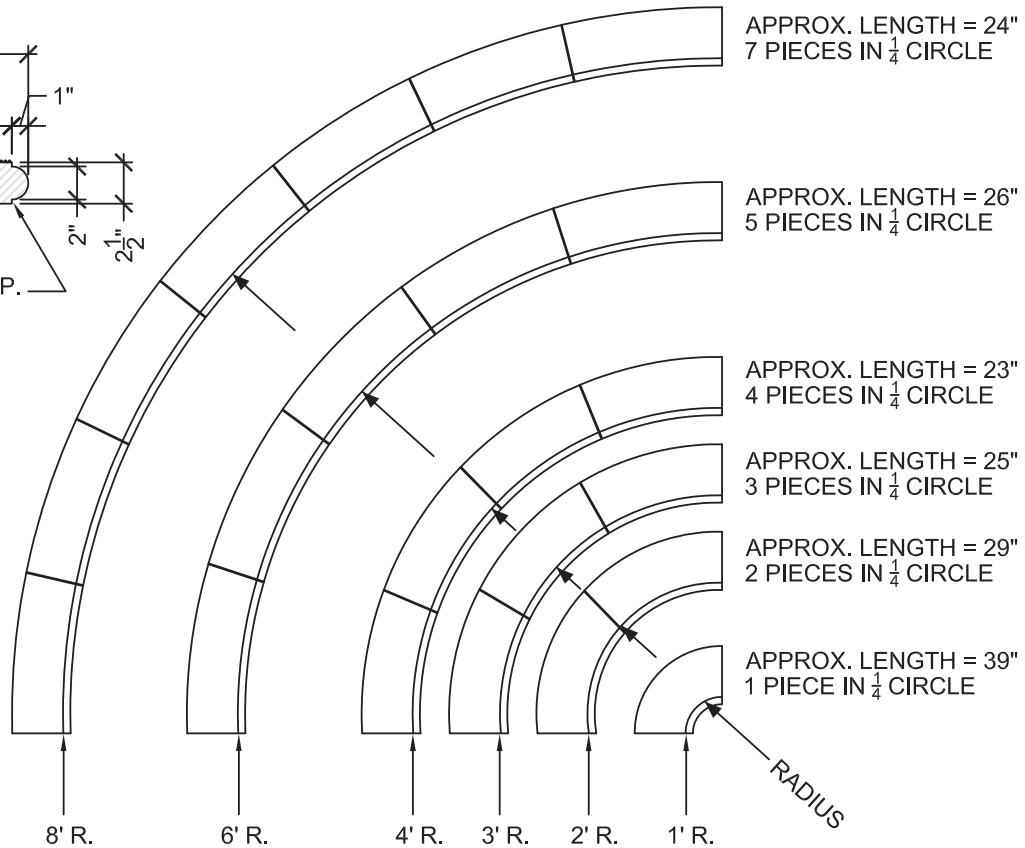


CLASSIC GARDEN STEP OUTSIDE RADIUS

SCALE: N.T.S.

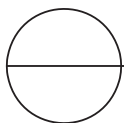


SECTION



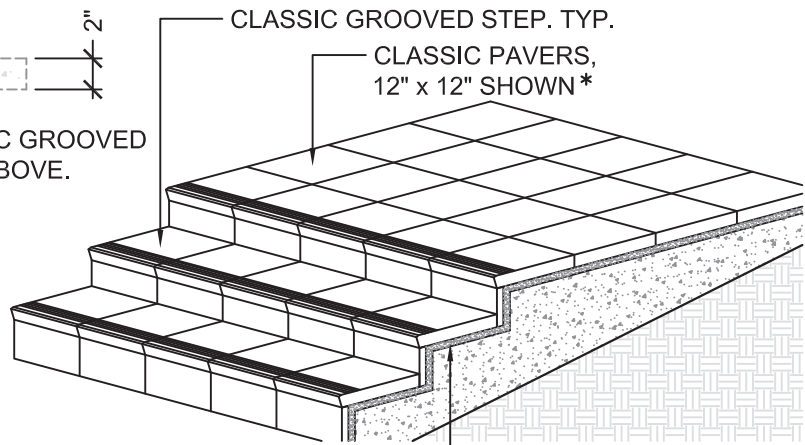
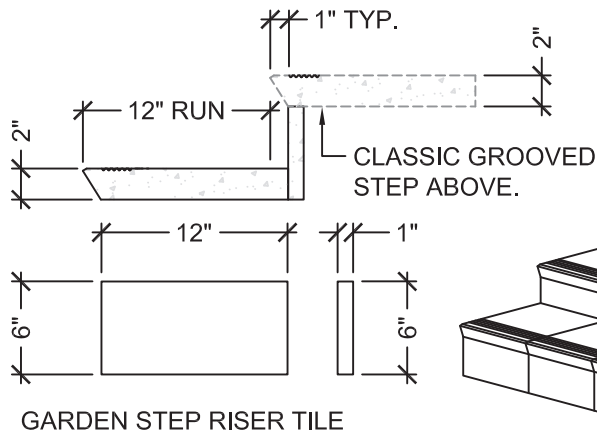
NOTES:

1. PRECAST UNITS ARE INDIVIDUALLY HAND CAST. LENGTHS ARE APPROXIMATE. SOME VARIATIONS ARE EXPECTED.
2. INSTALLATION TO BE COMPLETED IN ACCORDANCE WITH GENERALLY ACCEPTED MASONRY PRACTICE.
3. STIPPLE FINISH ON TOP WITH SMOOTH BULLNOSE. SANDBLAST FINISH AVAILABLE.
4. PRECAST UNITS MAY BE CUT TO FIT FIELD CONDITIONS.

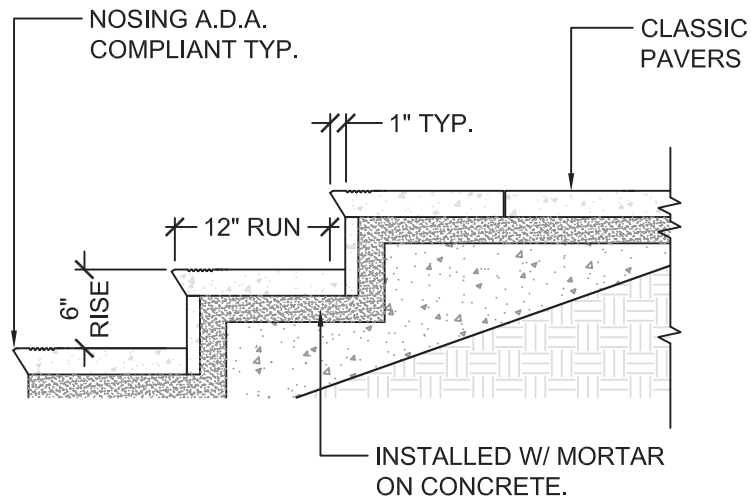
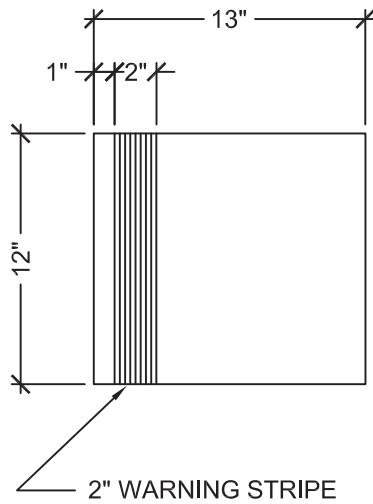


CLASSIC GARDEN STEP INSIDE RADIUS

SCALE: N.T.S.

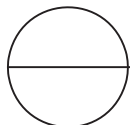


NOTE:
SUGGEST $\frac{3}{8}$ " JOINT
BETWEEN PIECES



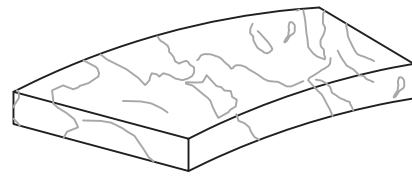
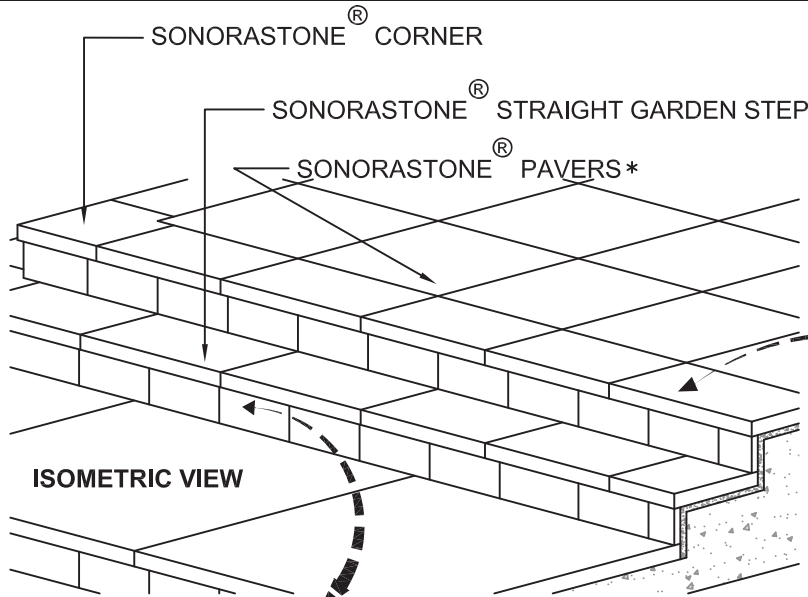
NOTES:

1. PRECAST UNITS ARE INDIVIDUALLY HAND CAST. LENGTHS ARE APPROXIMATE. SOME VARIATIONS ARE EXPECTED.
2. INSTALLATION TO BE COMPLETED IN ACCORDANCE WITH GENERALLY ACCEPTED MASONRY PRACTICE.
3. STIPPLE FINISH ON TOP. SANDBLAST FINISH AVAILABLE.
4. PRECAST UNITS MAY BE CUT TO FIT FIELD CONDITIONS.
- *5. PAVER THICKNESS VARIES BY PAVER SIZE.



CLASSIC GROOVED STEP - GENERAL DETAILS

SCALE: N.T.S.

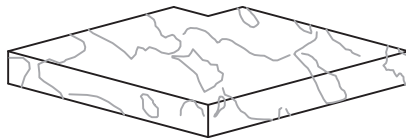


RADIUS SIZE: 13-1/4" x 24" x 2-1/2"

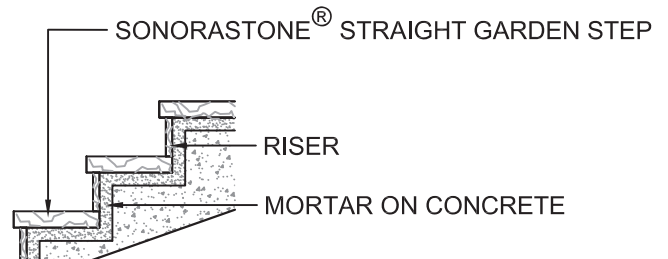


STRAIGHT SIZE: 13-1/4" x 24" x 2-1/2"

SONORASTONE® RISER TILE DETAIL
TILE/VENEER - SIZES: 12" x 12" x 1"
12" x 24" x 1"



CORNER LENGTH: 16" x 16" x 2-1/2"



SECTION

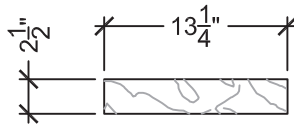
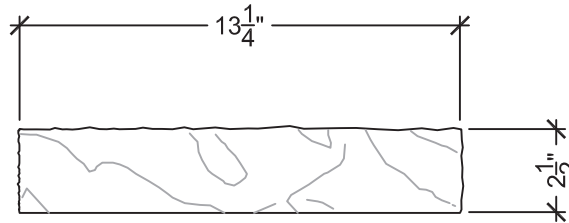
NOTES:

1. PRECAST UNITS ARE INDIVIDUALLY HAND CAST. LENGTHS ARE APPROXIMATE. SOME VARIATIONS ARE EXPECTED.
2. INSTALLATION TO BE COMPLETED IN ACCORDANCE WITH GENERALLY ACCEPTED MASONRY PRACTICES.
3. SONORASTONE® FINISH ON TOP AND SIDES.
4. PRECAST UNITS MAY BE CUT TO FIT FIELD CONDITIONS.
- * 5. SONORASTONE® PAVERS AVAILABLE IN 2". PAVER THICKNESS VARIES BY PAVER SIZE.

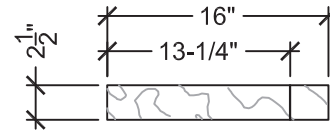


SONORASTONE® GARDEN STEP - GENERAL DETAILS
SCALE: N.T.S.

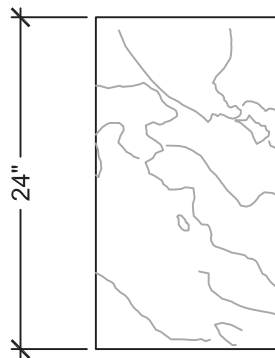
NOTE:
SUGGEST 3/8" JOINT
BETWEEN PIECES



STRAIGHT
SIDE VIEW

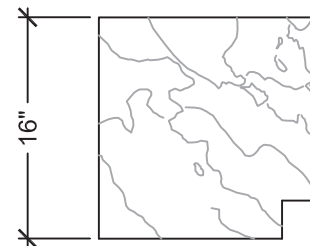


CORNER
SIDE VIEW



STRAIGHT
TOP VIEW

THICKNESS: 2-1/2"
SIZE: 13-1/4" x 24"

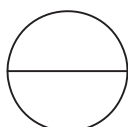


CORNER
TOP VIEW

THICKNESS: 2-1/2"
LENGTH: 16" x 16"
JOINS W/ STRAIGHT
PIECES TO FORM CORNERS.

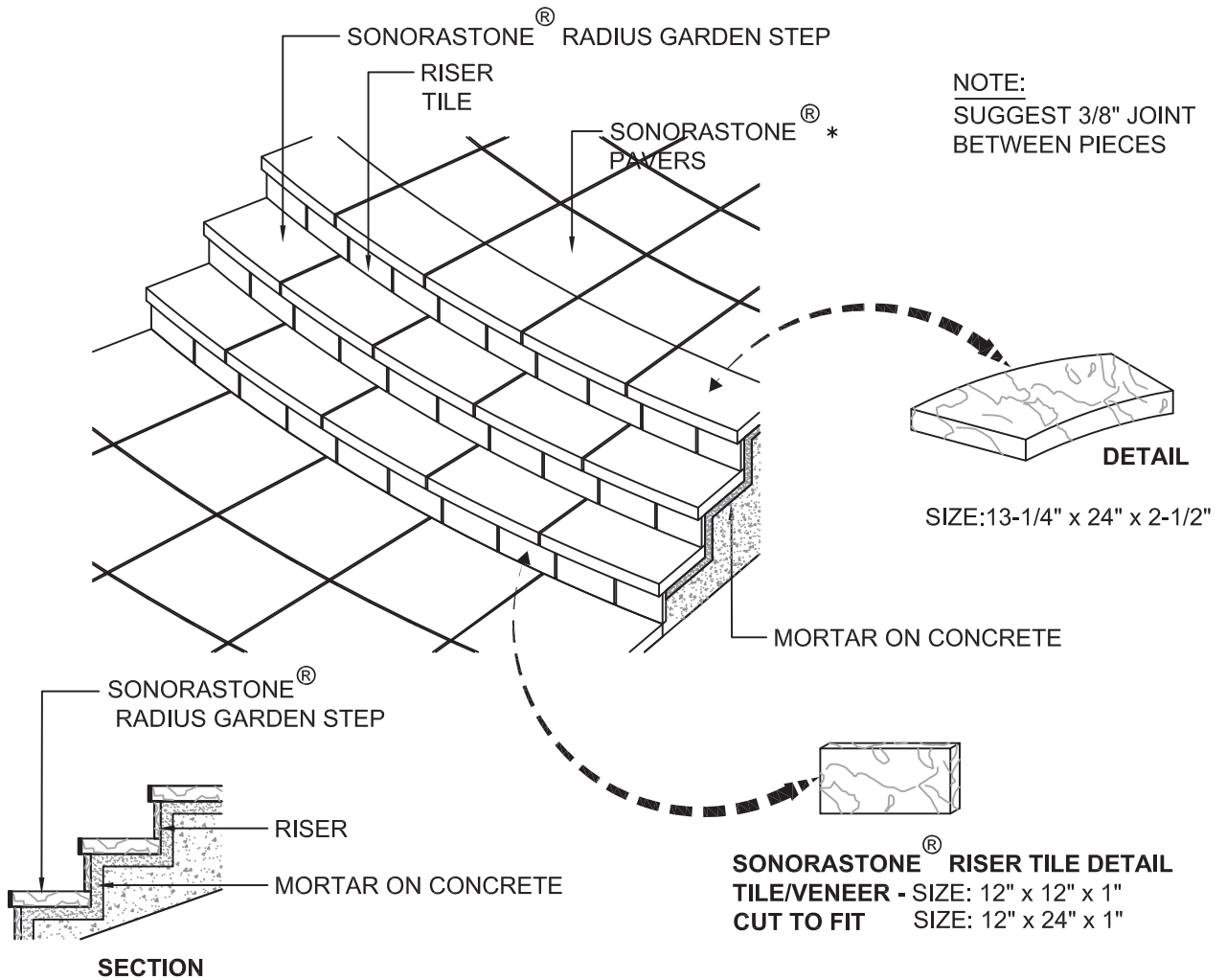
NOTES:

1. PRECAST UNITS ARE INDIVIDUALLY HAND CAST. LENGTHS ARE APPROXIMATE. SOME VARIATIONS ARE EXPECTED.
2. INSTALLATION TO BE COMPLETED IN ACCORDANCE WITH GENERALLY ACCEPTED MASONRY PRACTICES.
3. SONORASTONE® FINISH ON TOP AND SIDES.
4. PRECAST UNITS MAY BE CUT TO FIT FIELD CONDITIONS.



SONORASTONE® GARDEN STEP DETAILS

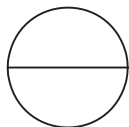
SCALE: N.T.S.



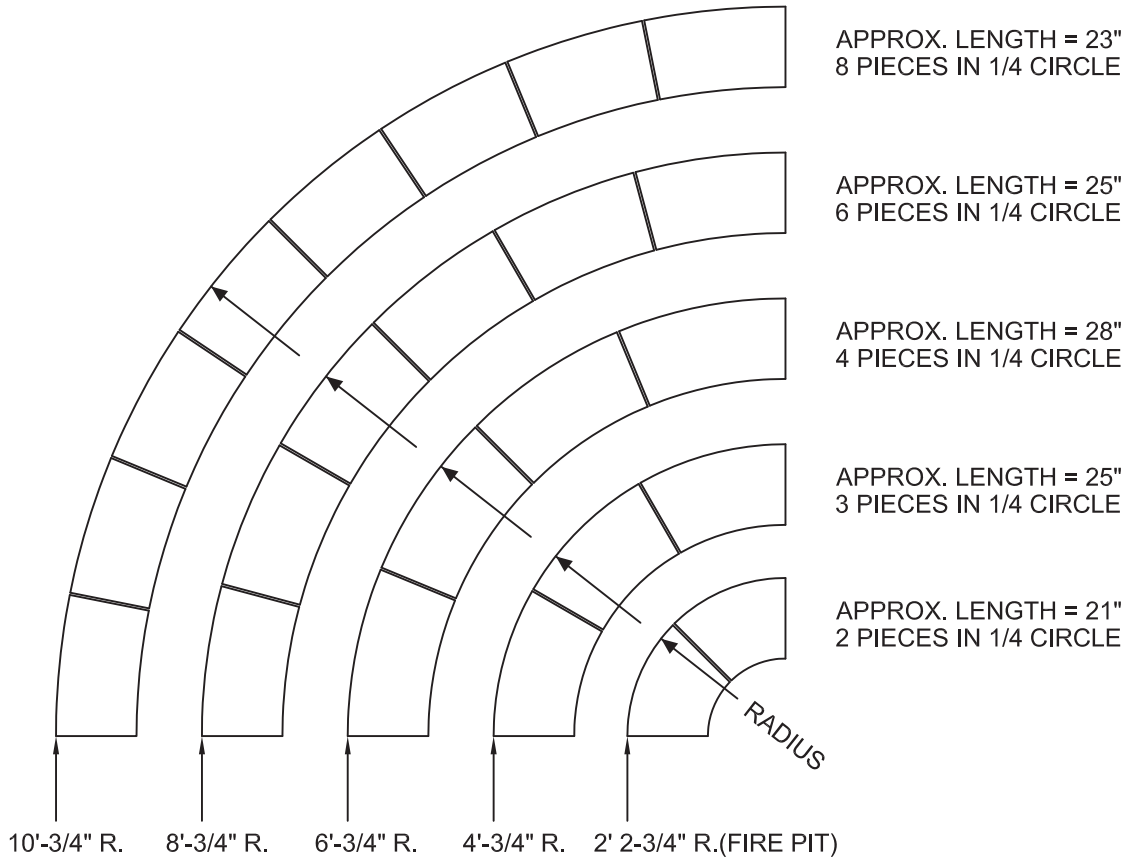
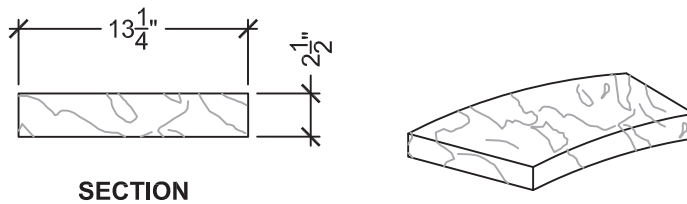
NOTES:

1. PRECAST UNITS ARE INDIVIDUALLY HAND CAST. LENGTHS ARE APPROXIMATE. SOME VARIATIONS ARE EXPECTED.
2. INSTALLATION TO BE COMPLETED IN ACCORDANCE WITH GENERALLY ACCEPTED MASONRY PRACTICES.
3. SONORASTONE® FINISH ON TOP AND SIDES.
4. PRECAST UNITS MAY BE CUT TO FIT FIELD CONDITIONS.
- * 5. SONORASTONE® PAVERS AVAILABLE IN 2". PAVER THICKNESS VARIES BY PAVER SIZE.

SONORASTONE® GARDEN STEP RADIUS PIECE DETAILS



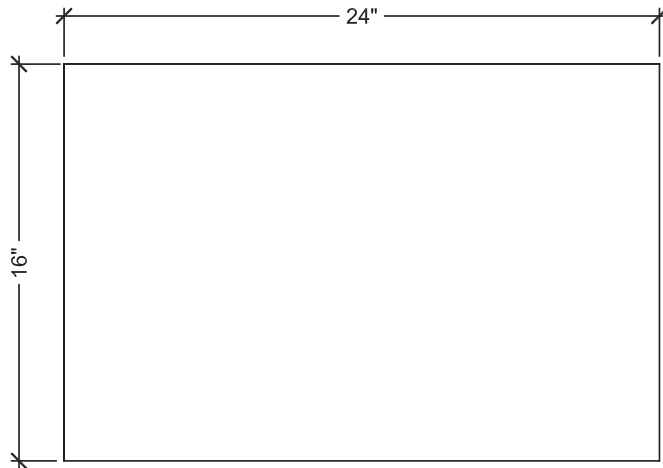
SCALE: N.T.S.



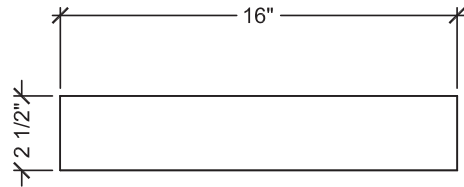
NOTES:

1. PRECAST UNITS ARE INDIVIDUALLY HAND CAST. LENGTHS ARE APPROXIMATE. SOME VARIATIONS ARE EXPECTED.
2. INSTALLATION TO BE COMPLETED IN ACCORDANCE WITH GENERALLY ACCEPTED MASONRY PRACTICES.
3. SONORASTONE® FINISH ON TOP AND SIDES.
4. PRECAST UNITS MAY BE CUT TO FIT FIELD CONDITIONS.

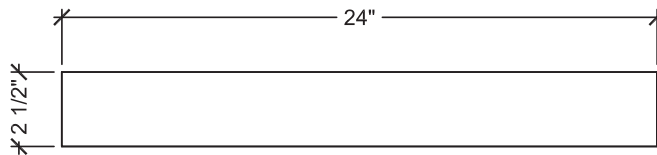
SONORASTONE® GARDEN STEP OUTSIDE RADIUS
SCALE: N.T.S.



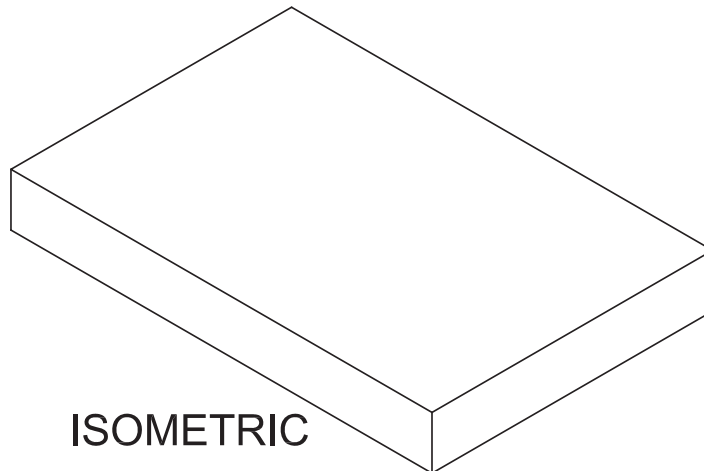
TOP



SIDE



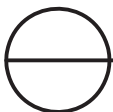
FRONT



ISOMETRIC

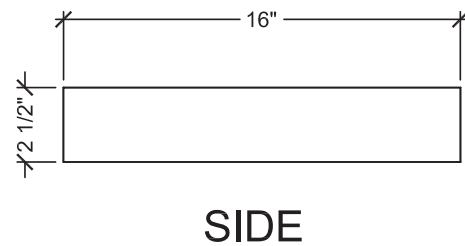
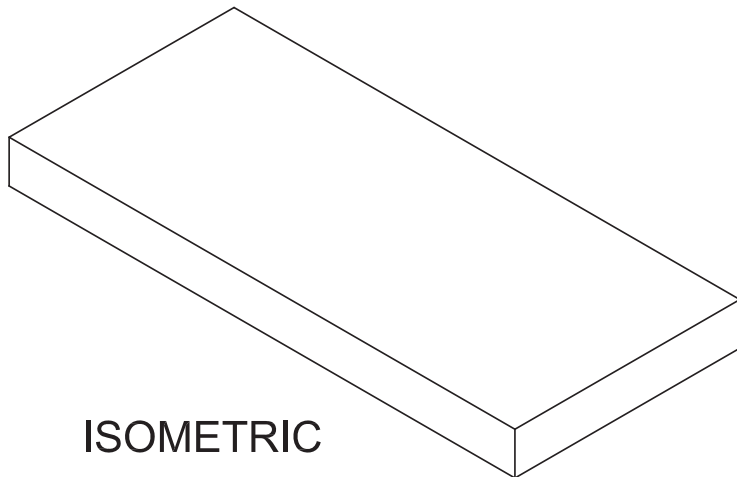
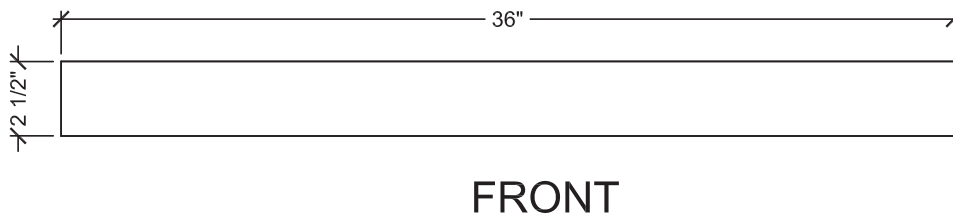
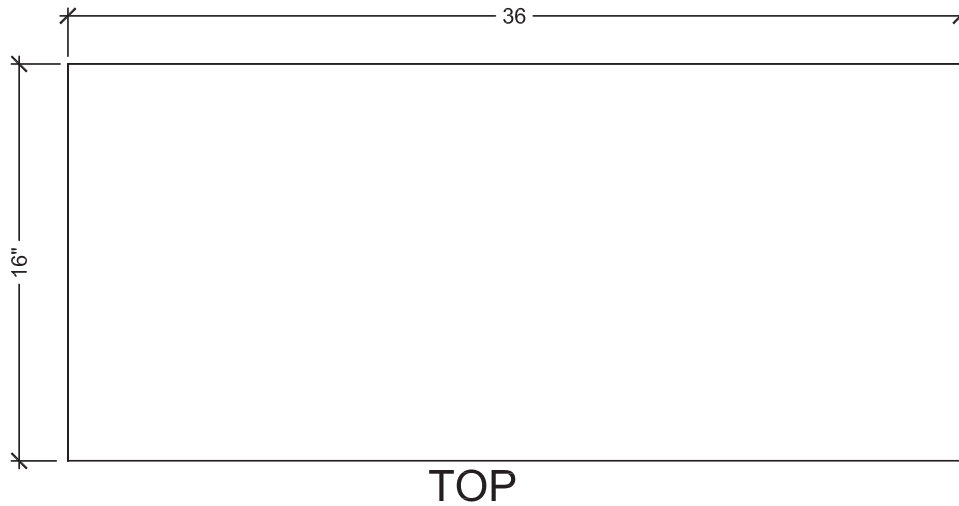
NOTES:

1. PRECAST UNITS ARE INDIVIDUALLY HAND CAST. LENGTHS ARE APPROXIMATE. SOME VARIATIONS ARE EXPECTED.
2. INSTALLATION TO BE COMPLETED IN ACCORDANCE WITH GENERALLY ACCEPTED MASONRY PRACTICE.
3. STIPPLE FINISH ON TOP AND SIDES. SANDBLAST FINISH AVAILABLE.
4. PRECAST UNITS MAY BE CUT TO FIT FIELD CONDITIONS.



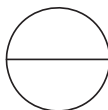
SQUARE MODULAR GARDEN STEP 16X24X2 1/2

SCALE: N.T.S.



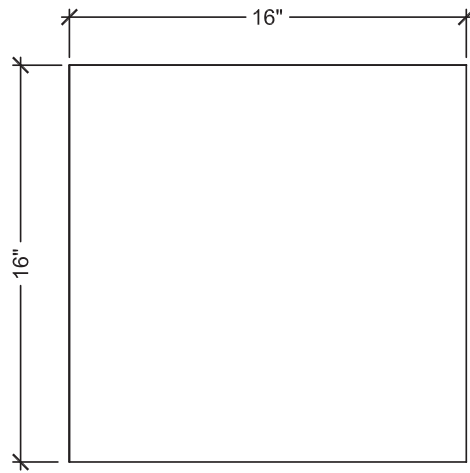
NOTES:

1. PRECAST UNITS ARE INDIVIDUALLY HAND CAST. LENGTHS ARE APPROXIMATE. SOME VARIATIONS ARE EXPECTED.
2. INSTALLATION TO BE COMPLETED IN ACCORDANCE WITH GENERALLY ACCEPTED MASONRY PRACTICE.
3. STIPPLE FINISH ON TOP AND SIDES. SANDBLAST FINISH AVAILABLE.
4. PRECAST UNITS MAY BE CUT TO FIT FIELD CONDITIONS.

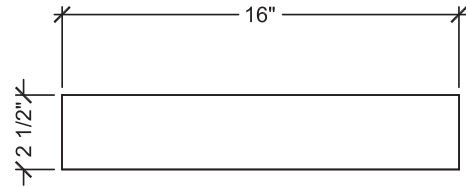


SQUARE MODULAR GARDEN STEP 16X36X2 1/2

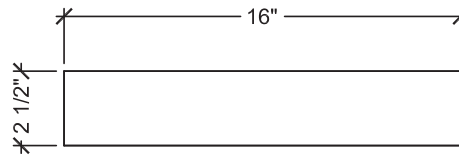
SCALE: N.T.S.



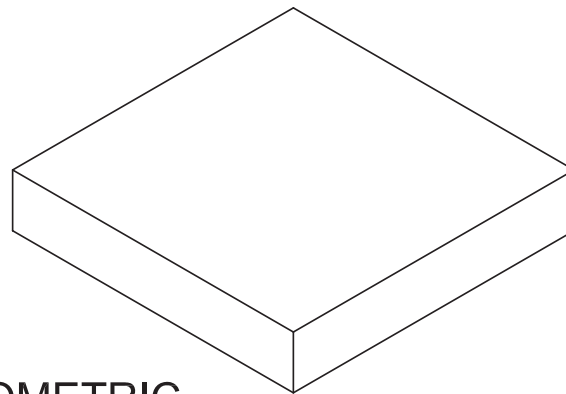
TOP



SIDE



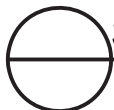
FRONT



ISOMETRIC

NOTES:

1. PRECAST UNITS ARE INDIVIDUALLY HAND CAST. LENGTHS ARE APPROXIMATE. SOME VARIATIONS ARE EXPECTED.
2. INSTALLATION TO BE COMPLETED IN ACCORDANCE WITH GENERALLY ACCEPTED MASONRY PRACTICE.
3. STIPPLE FINISH ON TOP AND SIDES. SANDBLAST FINISH AVAILABLE.
4. PRECAST UNITS MAY BE CUT TO FIT FIELD CONDITIONS.



SQUARE MODULAR GARDEN STEP CORNER 16X16X2 1/2

SCALE: N.T.S.